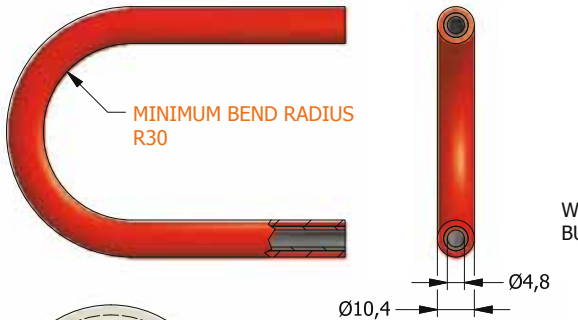




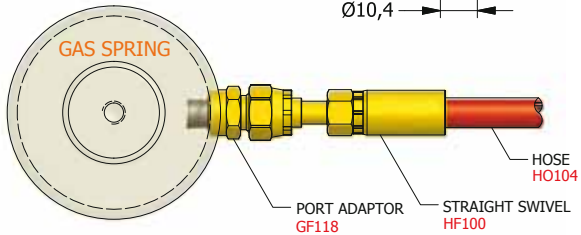
HOSE HO104



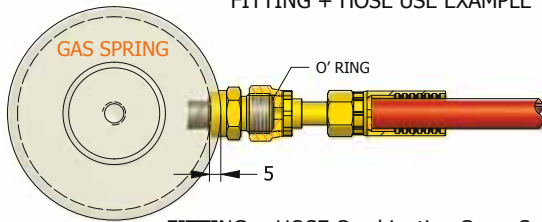
GF FITTING

GF FITTING is the most common fitting system by using HOSE HO104. It can be installed in fitting system by variety combinations.

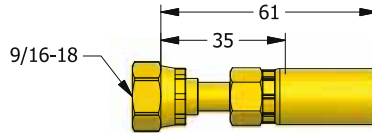
WORKING PRESSURE 200bar
BURST PRESSURE 700bar



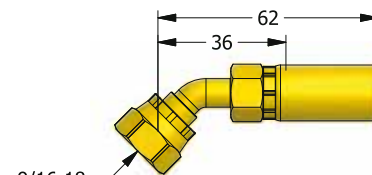
FITTING + HOSE USE EXAMPLE



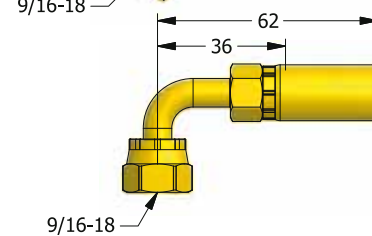
FITTING + HOSE Combination Cross-Section View



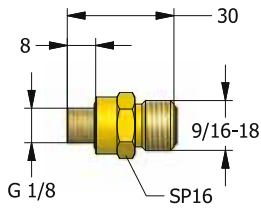
STRAIGHT SWIVEL
HF100



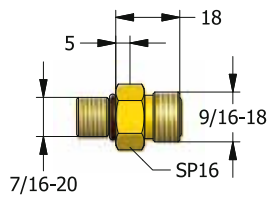
45° SWIVEL
HF145



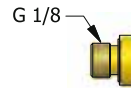
90° SWIVEL
HF190



PORT ADAPTOR
GF118



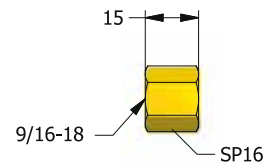
PORT ADAPTOR
GF111



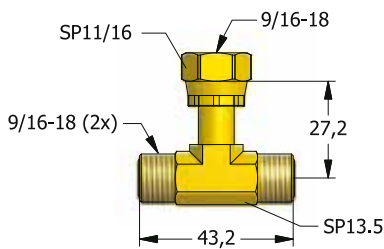
PLUG
GP118



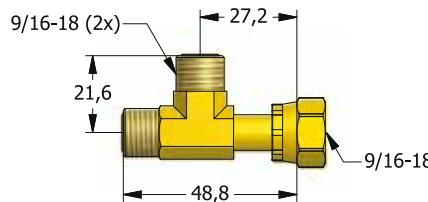
PLUG
GP716



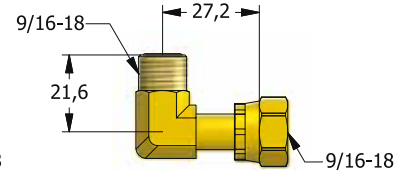
END PLUG
GP100



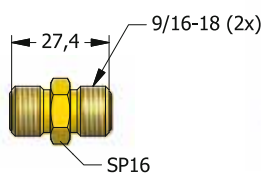
SWIVEL NUT BRANCH TEE
FS094



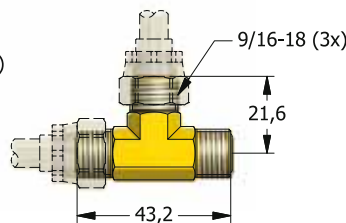
SWIVEL NUT RUN TEE
FS093



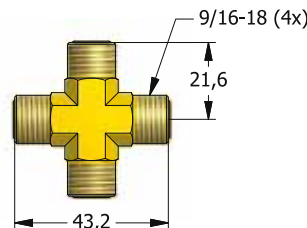
90° SWIVEL NUT ELBOW
FS090



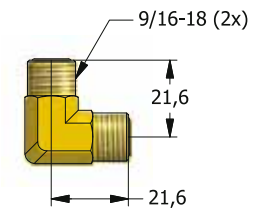
UNION
HTH10



UNION TEE
HTH93



UNION CROSS
HTH94



UNION ELBOW
HTH90